



## SONG BA JOINT STOCK COMPANY

Address: 573 Nui Thanh Street - Da Nang City

Phone: 0236.3653592 – 3653596 Fax: 0236.3653593

Email: [sba2007@songba.vn](mailto:sba2007@songba.vn)

Website: [www.songba.vn](http://www.songba.vn)

Stock code: **SBA**

Trading floor: **HoSE**



# INTERIM FINANCIAL STATEMENTS

Quarter 4/2018

*Da Nang City, January 2019*

## INTERIM BALANCE SHEET


Quarter 4/2018

As at 31 December 2018

Unit: VND

ASSETS	Code	Note	31/12/2018	01/01/2018
I	2	3	4	5
<b>A- CURRENT ASSETS (100=110+120+130+140+150)</b>	<b>100</b>		<b>97,549,092,649</b>	<b>131,703,616,479</b>
<b>I Cash and cash equivalents</b>	<b>110</b>		<b>11,270,557,614</b>	<b>52,623,448,960</b>
1 Cash	111	V.01	11,270,557,614	7,623,448,960
2 Cash equivalents	112		-	45,000,000,000
<b>II Short-term financial investments</b>	<b>120</b>		-	-
<b>III Short-term receivables</b>	<b>130</b>		<b>82,576,094,882</b>	<b>74,424,631,849</b>
1 Short-term trade receivables	131	V.02	58,324,303,234	58,568,800,663
2 Short-term prepayments to suppliers	132	V.03	9,426,111,332	359,966,109
3 Short-term inter-company receivables	133		-	-
4 Receivables according to scheduled progress of construction contract	134		-	-
5 Short-term loans receivable	135		-	-
6 Other short-term receivables	136	V.04	14,825,680,316	15,495,865,077
7 Provision for short-term doubtful debts (*)	137		-	-
8 Shortage of assets pending resolution	139		-	-
<b>IV Inventories</b>	<b>140</b>		<b>2,360,137,559</b>	<b>1,748,203,898</b>
1 Inventories	141	V.05	2,360,137,559	1,748,203,898
2 Provision for decline in value of inventories (*)	149		-	-
<b>V Other current assets</b>	<b>150</b>		<b>1,342,302,594</b>	<b>2,907,331,772</b>
1 Short-term prepaid expenses	151	V.11	581,732,127	2,362,804,797
2 Deductible VAT	152		596,648,576	506,628,588
3 Taxes and amounts receivables from the State	153		163,921,891	37,898,387
4 Government bonds purchased for resale	154		-	-
5 Other current assets	155		-	-
<b>B- LONG-TERM ASSETS</b>				
<b>(200=210+220+230+240+250+260)</b>	<b>200</b>		<b>1,222,747,821,806</b>	<b>1,253,946,118,953</b>
<b>I Long-term receivables</b>	<b>210</b>		<b>3,368,516,093</b>	<b>2,004,000,000</b>
1 Long-term trade receivables	211	VI.02	-	-
2 Long-term prepayments to suppliers	212		-	-
3 Working capital in affiliates	213		-	-
4 Long-term inter-company receivables	214		-	-
5 Long-term loans receivable	215		-	-
6 Other long-term receivables	216	V.04	3,368,516,093	2,004,000,000
7 Provision for long-term doubtful debts (*)	219		-	-
<b>II Fixed assets</b>	<b>220</b>		<b>1,194,759,417,406</b>	<b>1,235,197,127,032</b>
1 Tangible fixed assets	221	V.06	1,189,584,155,606	1,230,021,865,232
- Cost	222		1,600,956,217,650	1,600,806,526,741
- Accumulated depreciation (*)	223		(411,372,062,044)	(370,784,661,509)
2 Finance lease assets	224	V.08	-	-
- Cost	225		-	-
- Accumulated depreciation (*)	226		-	-
3 Intangible fixed assets	227	V.07	5,175,261,800	5,175,261,800
- Cost	228		5,478,061,800	5,478,061,800
- Accumulated amortization (*)	229		(302,800,000)	(302,800,000)
<b>III Investment properties</b>	<b>230</b>	V.10	-	-
<b>IV Long-term assets in progress</b>	<b>240</b>		<b>10,880,583,889</b>	<b>8,721,214,787</b>
1 Long-term work in process	241		-	-
2 Construction in progress	242	V.09	10,880,583,889	8,721,214,787
<b>V Long-term financial investments</b>	<b>250</b>		-	-
<b>VI Other long-term assets</b>	<b>260</b>		<b>13,739,304,418</b>	<b>8,023,777,134</b>
1 Long-term prepaid expenses	261	V.11	13,739,304,418	8,023,777,134
2 Deferred income tax assets	262	V.16	-	-
3 Long-term equipment, materials, spare parts	263		-	-
4 Other long-term assets	268		-	-
<b>TOTAL ASSETS (270=100+200)</b>	<b>270</b>		<b>1,320,296,914,455</b>	<b>1,385,649,735,432</b>

RESOURCES	Code	Note	31/12/2018	01/01/2018
<b>A- LIABILITIES (300=310+330)</b>	<b>300</b>		<b>559,395,242,777</b>	<b>671,746,695,264</b>
<b>I Current liabilities</b>	<b>310</b>		<b>125,907,242,777</b>	<b>157,012,695,264</b>
1 Short-term trade payables	311		691,909,809	2,035,065,973
2 Short-term advances from customers	312		475,046,500	518,903,666
3 Taxes and amounts payable to the State budget	313	V.13	13,955,676,830	17,390,931,385
4 Payables to employees	314		4,639,269,126	3,331,843,210
5 Short-term accrued expenses	315	V.14	12,780,175,742	9,647,091,080
6 Short-term inter-company payables	316		-	-
7 Payables according to scheduled progress of construction contract	317		-	-
8 Short-term unearned revenue	318		-	-
9 Other short-term payables	319	V.15	7,890,508,419	54,822,824,651
10 Short-term loans and finance lease liabilities	320	V.12	81,246,000,000	67,870,000,000
11 Provision for short-term payables (*)	321		-	-
12 Reward and welfare fund	322		4,228,656,351	1,396,035,299
13 Price stabilization fund	323		-	-
14 Government bonds purchased for resale	324		-	-
<b>II Long-term liabilities</b>	<b>330</b>		<b>433,488,000,000</b>	<b>514,734,000,000</b>
1 Long-term trade payables	331		-	-
2 Long-term advances from customers	332		-	-
3 Long-term accrued expenses	333		-	-
4 Inter-company payables for working capital	334		-	-
5 Long-term inter-company payables	335		-	-
6 Unearned revenue	336		-	-
7 Other long-term payables	337		-	-
8 Long-term loans and finance lease liabilities	338	V.12	433,488,000,000	514,734,000,000
9 Convertible bonds	339		-	-
10 Preferred shares	340		-	-
11 Deferred income tax liabilities	341	V.16	-	-
12 Provision for long-term payables	342		-	-
13 Scientific and technological development fund	343		-	-
<b>B- EQUITY (400=410+430)</b>	<b>400</b>		<b>760,901,671,678</b>	<b>713,903,040,168</b>
<b>I Shareholders' equity</b>	<b>410</b>	V.17	<b>760,901,671,678</b>	<b>713,903,040,168</b>
1 Share capital	411		604,882,610,000	604,882,610,000
- Common shares with voting rights	411a		604,882,610,000	604,882,610,000
- Preferred shares	411b		-	-
2 Share premium	412		(95,000,000)	(95,000,000)
3 Bond conversion option	413		-	-
4 Other owners' capital	414		-	7,260,810,603
5 Treasury shares (*)	415		(663,277,833)	(1,589,850,333)
6 Difference from re-valuation of assets	416		-	-
7 Foreign exchange differences	417		-	-
8 Investment and development fund	418		39,282,271,715	15,130,424,088
9 Fund for support of arrangement of enterprises	419		-	-
10 Other owners' fund	420		-	-
11 Undistributed profit	421		117,495,067,796	88,314,045,810
- Undistributed profit up to prior year-end	421a		21,152,791,708	635,264,318
- Undistributed profit this period	421b		96,342,276,088	87,678,781,492
12 Capital sources for investment in construction	422		-	-
<b>II Budget sources and other funds</b>	<b>430</b>		<b>-</b>	<b>-</b>
1 Budget sources	431	V.18	-	-
2 Budget sources forming fixed assets	432		-	-
<b>TOTAL RESOURCES (440=300+400)</b>	<b>440</b>		<b>1,320,296,914,455</b>	<b>1,385,649,735,432</b>

Preparer  
  
Truong Ngoc Hung

Chief Accountant  
  
Pham Thai Hung

Đã xong, 17 January 2019  
General Director  
  
Pham Phong

**CÔNG TY CỔ PHẦN SÔNG BA**  
M.S.D.N: 84004398  
Q. HẢI CHÂU - TP. ĐÀ NẴNG

**INTERIM INCOME STATEMENT**  
**QUARTER 4/2018**

Unit: VND

ITEMS	Code	Note	Quarter 4		Accumulated from the beginning of the year to the end of this quarter	
			This year	Previous year	This year	Previous year
1	2	3	4	5	6	7
<b>1. Revenue from sales and service provision</b>	<b>01</b>	<b>VI.1</b>	<b>79,566,533,015</b>	<b>104,188,231,871</b>	<b>254,006,800,774</b>	<b>333,016,036,443</b>
2. Revenue deductions	02	VI.2	-	-	-	-
3. Net revenue from sales and service provision (10=01-02)	10	VI.3	79,566,533,015	104,188,231,871	254,006,800,774	333,016,036,443
4. Cost of goods sold	11	VI.4	33,048,534,992	43,430,247,658	82,110,521,852	111,750,120,873
<b>5. Gross profit from sales and service provision (20=10-11)</b>	<b>20</b>		<b>46,517,998,023</b>	<b>60,757,984,213</b>	<b>171,896,278,922</b>	<b>221,265,915,570</b>
6. Financial income	21	VI.5	3,674,869	85,271,925	388,002,583	274,292,146
7. Financial expenses	22	VI.6	12,916,966,327	13,852,951,455	52,644,101,000	58,632,807,677
- In which: Interest expense	23		12,916,966,327	13,741,062,567	52,644,101,000	57,950,013,948
8. Selling expenses	25		-	-	-	-
9. Administration expenses	26		4,734,033,125	6,585,250,961	16,707,640,461	17,597,017,392
<b>10. Operating profit {30=20+(21-22)-(25+26)}</b>	<b>30</b>		<b>28,870,673,440</b>	<b>40,405,053,722</b>	<b>102,932,540,044</b>	<b>145,310,382,647</b>
11. Other income	31		262,968,083	91,422,737	478,007,244	232,258,928
12. Other expenses	32		143,759,322	117,785,740	309,430,759	471,183,847
<b>13. Other profit (40=31-32)</b>	<b>40</b>		<b>119,208,761</b>	<b>(26,363,003)</b>	<b>168,576,485</b>	<b>(238,924,919)</b>
<b>14. Accounting profit before tax (50=30+40)</b>	<b>50</b>		<b>28,989,882,201</b>	<b>40,378,690,719</b>	<b>103,101,116,529</b>	<b>145,071,457,728</b>
15. Current corporate income tax expense	51	VI.7	575,329,504	1,344,752,380	6,758,840,441	9,162,059,436
16. Deferred corporate income tax expense	52		-	-	-	-
<b>17. Profit after corporate income tax (60=50-51-52)</b>	<b>60</b>		<b>28,414,552,697</b>	<b>39,033,938,339</b>	<b>96,342,276,088</b>	<b>135,909,398,292</b>
18. Basic earnings per share	70	VI.8	470	647	1,595	2,254
19. Diluted earnings per share	71	VI.8	470	647	1,595	2,254

Preparer



Trung Ngoc Hung

Chief Accountant



Pham Thai Hung



Da Nang, 17 January 2019  
General Director

General Director

Pham Phong

## INTERIM STATEMENT OF CASH FLOWS

(Under direct method)  
QUARTER 4/2018

Unit: VND

Items	Code	Note	Accumulated from the beginning of the year to the end of this quarter	
			This year	Previous year
1	2	3	4	5
<b>I Cash flows from operating activities</b>				
1 Cash receipts from sales and service provision	01		253,007,765,980	332,390,760,450
2 Cash paid to suppliers	02		(44,403,068,056)	(29,733,526,301)
3 Cash paid to employees	03		(16,866,304,335)	(22,748,691,024)
4 Cash paid for borrowing interest	04		(52,796,390,574)	(58,155,363,221)
5 Corporate income tax paid	05		(7,528,263,317)	(11,853,193,224)
6 Other cash receipts from operating activities	06		53,752,795,078	64,226,397,478
7 Other payments for operating activities	07		(66,209,442,809)	(83,156,001,276)
<b>Net cash provided by operating activities</b>	<b>20</b>		<b>118,957,091,967</b>	<b>190,970,382,882</b>
<b>II Cash flows from investing activities</b>				
1 Cash paid for purchases of fixed assets and other long-term assets	21		(3,934,498,844)	(5,250,330,712)
2 Proceeds from disposals of fixed assets and other long-term assets	22		-	-
3 Loans given, purchase of debt instruments	23		-	-
4 Recovery of loans, resales of debt instruments	24		-	-
5 Cash paid for investment in other entities	25		-	-
6 Proceeds from divestment in other entities	26		-	-
7 Interest earned, dividends, profits received	27		469,724,799	192,569,930
<b>Net cash used in investing activities</b>	<b>30</b>		<b>(3,464,774,045)</b>	<b>(5,057,760,782)</b>
<b>III Cash flows from financing activities</b>				
1 Proceeds from stock issuance, capital contribution	31			
2 Capital withdrawals, buying treasury shares	32			(930,000)
3 Proceeds from loans	33			3,439,776,200
4 Repayments of loan principal	34		(67,870,000,000)	(72,459,776,200)
5 Repayments of obligations under finance lease	35		-	-
6 Dividends, profit paid to owners	36		(88,975,209,268)	(79,088,026,283)
<b>Net cash used in financing activities</b>	<b>40</b>		<b>(156,845,209,268)</b>	<b>(148,108,956,283)</b>
<b>Net cash flows for the period (50=20+30+40)</b>	<b>50</b>		<b>(41,352,891,346)</b>	<b>37,803,665,817</b>
<b>Cash and cash equivalents at the beginning of the period</b>	<b>60</b>		<b>52,623,448,960</b>	<b>14,819,783,143</b>
Impacts of exchange rate fluctuations	61			
<b>Cash and cash equivalents at the end of the period (70=50+60+61)</b>	<b>70</b>	<b>VII.34</b>	<b>11,270,557,614</b>	<b>52,623,448,960</b>

Preparer



Truong Ngoc Hung

Chief Accountant



Pham Thai Hung



17 January 2019  
General Director

Pham Phong

**Form B 09a – DN**

(Issued under Circular No. 200/2014/BTC-TT  
dated 22/12/2014 by the Ministry of Finance)

**NOTES TO THE FINANCIAL STATEMENTS**  
*Quarter 4/2018*

**I. Nature of operations**

1. **Ownership structure** : Joint stock company.

2. **Scope of business** : Electrical energy.

3. **Operating activities:**

- Investing in construction of hydropower projects;
- Producing and trading electrical energy;
- Providing advisory service on preparing investment project of construction works, surveying, designing to construct hydropower projects with capacity up to 30MW, electricity transmission lines and transformer stations up to 110KV;
- Providing advisory service on monitoring construction, managing small and medium-scaled hydropower projects, electricity transmission lines and transformer stations up to 110KV;
- Exploiting minerals and dredging lake;
- Vocational training (managing, running hydropower plants);
- Providing advisory service on solutions to environment, agricultural resettlement, residential resettlement;
- Monitoring the construction of hydropower, irrigation projects;
- Installing equipment for construction works;
- Repairing, maintaining hydropower plants;
- Trading construction materials right at the construction site;
- Trading electromechanical materials, equipment.

4. **Factors that affect the Company's financial statements in the year**

**II. Accounting period, currency unit used in accounting**

1. **Fiscal year:** starting on 1 January and ending on 31 December.

2. **Currency unit used in accounting:** Vietnamese Dong (VND).

**III. Applied accounting standards and accounting system**

1. **Applied accounting system:**

Vietnamese Corporate Accounting System issued under Circular No. 200/2014/TT-BTC dated 22/12/2014 by the Ministry of Finance guiding the Corporate Accounting System.

**2. Statement of compliance with accounting standards and accounting system:**

The financial statements are prepared and presented in accordance with the Vietnamese Accounting Standards and System. The financial statements comply with all provisions of each standard, guiding circular of each accounting standard of the Finance Ministry and the prevailing accounting system which the Company is applying.

**3. Form of accounting records:** Voucher system (on computer).

**IV. Applied accounting policies**

**1. Recognition of cash and cash equivalents:**

- Accounting transactions are recognized and reported in Vietnamese Dong. Cash equivalents include short-term investments which are collectible or mature of 3 months or less as from purchasing date, that are readily convertible to known amounts of cash and which are subject to an insignificant risk of changes in value at reporting date in accordance with Accounting Standard No. 24 "Cash flow statement".
- Method of translating other currencies into currency used in accounting: Other currencies are translated into VND using the exchange rate announced by the bank where the Company conducts transactions on the date of the transactions. At the balance sheet date, debts and cash in bank denominated in foreign currency are revaluated using the purchasing exchange rate announced by the bank where the Company conducts transactions at the time of the financial statements.

**2. Recognition of inventories:**

- Principle for recognition of inventories: Materials are accounted for at actual purchase price and related purchasing costs.
- Method of calculating cost of inventories: First-In,First-Out.
- Method of accounting for inventories: Perpetual Inventory System.
- Method of making provision for decline in value of inventories: Provision for decline in value of inventories is made on the basis of cost and net realizable value of inventories in accordance with Accounting Standard No. 02 "Inventories" and conservatism principle.

**3. Recognition and depreciation of fixed assets:**

- Recognition of fixed assets (tangible and intangible fixed assets): recorded at cost: purchase price and related costs. In the balance sheet, fixed assets are reflected through 3 items: cost, accumulated depreciation and amortization, net book value.
- Depreciation and amortization of fixed assets (tangible and intangible fixed assets): straight-line depreciation method; method of depreciation according to volume are based on the estimated useful lives of fixed assets in conformity with Circular No. 45/2013/TT-BTC dated 25/04/2013 guiding regulation on management, use and depreciation of fixed assets and Circular No. 147/2016/TT-BTC dated 13/10/2016 on amending some articles of Circular No. 45/2013/TT-BTC dated 25/04/2013.

**4. Recognition and depreciation of investment properties**

- Recognition principle of investment properties.
- Depreciation method of investment properties.

**5. Recognition of financial investments:**

- Trading securities;

- Held-to-maturity investments;
- Loans;
- Investments in subsidiaries, affiliates, joint ventures;
- Investments in capital instruments of other entities;
- Methods of accounting for other transactions related to financial investments.

**6. Recognition and capitalization of borrowing costs:**

- Recognition of borrowing costs: Borrowing costs that are directly attributable to the construction of a qualifying asset shall be capitalized as part of the cost of that asset. Borrowing costs shall be recorded as financial expenses of the period when the construction is completed;
- Capitalization rate is used to determine the amount of borrowing costs eligible for capitalization in the period.

**7. Accounting for prepaid expenses:**

- Prepaid expenses include: expenses for purchasing, equipping to serve the production and business activities and are amortized to production and business expenses gradually;
- Amortization of prepaid expenses: in accordance with straight-line method.

**8. Recognition of accrued expenses:**

Recorded are accrued expenses that have been planned in production activities.

**9. Recognition of provisions for payables**

**10. Recognition of owners' capital:**

- Principle for recognition of share capital, share premium, other owners' capital:
  - + Share capital: actually contributed capital of owners;
  - + Other owners' capital: the amounts appropriated from undistributed profit after deducting the payable corporate income tax.
- Principle for recognition of differences resulted from re-valuation of assets;
- Principle for recognition of foreign exchange differences;
- Principle for recognition of undistributed profit: Undistributed profit after tax reflected in the balance sheet is the profit (gain) from the Company' operation after deducting corporate income tax expense of current year and adjustments due to retroactive application of changing accounting policies and of material misstatements from previous years.

**11. Principle and method of revenue recognition:**

- Sales revenue: Sales revenue is recognized in accordance with the 5 conditions for revenue recognition stipulated in Accounting Standard No. 14 "Revenue and other income". Sales revenue is measured at the fair value of the consideration received or receivable in accordance with the accrual accounting principle. Advances from customers are not recognized as revenue in the period;
- Service revenue;



- Financial income: Financial income is recognized in accordance with the 2 conditions for recognizing financial income as regulated in Accounting Standard No. 14 "Revenue and other income";
- Revenue from construction contracts.

**12. Accounting for financial expenses:**

Financial expenses recorded in the income statement is the total of financial expenses incurred in the period (not offsetting against financial income).

**13. Principle and method of recognizing current corporate income tax expense, deferred corporate income tax expense:**

- Current corporate income tax expense is computed based on the taxable income and corporate income tax rate in the current year. Deferred corporate income tax expense is determined on the basis of the deductible temporary differences, taxable temporary differences and corporate income tax rate. Current corporate income tax expense is not offset against deferred corporate income tax expense.
- At present, the Company has 3 dependent branches:
  - Branch of Song Ba Joint Stock Company - Khe Dien Hydropower Plant established under Business Registration Certificate No. 0400439955-001 dated 10/09/2007;
  - Branch of Song Ba Joint Stock Company - Krong H'Nang Hydropower Plant: exempted from corporate income tax for 4 years starting from 2010 and entitled to 50% reduction of corporate income tax for the next 9 years and tax rate of 10% for 15 years. These incentives are indicated in the Investment Certificate No. 36121000085 dated 03/03/2014 by the People's Committee of Phu Yen Province;
  - Branch of Song Ba Joint Stock Company – Dam Safety Testing and Consulting Center established under Business Registration Certificate No. 0400439955-003 dated 18/03/2013.

**14. Other accounting principles and methods.**

**V. Supplementary information about the items in the balance sheet**

**1. Cash and cash equivalents**

	31/12/2018 VND	01/01/2018 VND
Cash on hand	997,757,560	454,844,771
Cash in bank	10,272,800,054	7,168,604,189
+ VND	10,272,800,054	7,168,604,189
+ USD		
Cash in transits		
Cash equivalents		45,000,000,000
<b>Total</b>	<b>11,270,557,614</b>	<b>52,623,448,960</b>

**2. Trade receivables**

	31/12/2018	01/01/2018
	VND	VND
- Short-term trade receivables	-	-
+ <i>Electric Power Trading Company</i>	46,817,977,888	46,556,966,260
+ Other short-term trade receivables	5,050,242,031	4,058,672,571
- Receivables from related parties		
+ <i>Central Power Corporation</i>	6,456,083,315	7,953,161,832
<b>Total</b>	<b>58,324,303,234</b>	<b>58,568,800,663</b>

**3. Short-term prepayments to suppliers**

	31/12/2018	01/01/2018
	VND	VND
- Thuy Loi Technology Transfer and Consulting JSC		37,233,000
- Infrastructure & Energy Investment Consultant JSC	760,000,000	
- 559 Consultancy and Construction JSC	98,741,000	98,741,000
- Vietnam Hydraulic engineering consultants corporation - JSC	76,042,000	81,500,000
- Dong Tay Investment and Construction JSC	6,037,361,598	
- Hung Trang Joint stock Company	637,565,500	
- Others	1,816,401,234	142,492,109
<b>Total</b>	<b>9,426,111,332</b>	<b>359,966,109</b>

**4. Other receivables**

a. Short-term	31/12/2018		01/01/2018	
	Amount VND	Provision VND	Amount VND	Provision VND
- Other receivables	1,651,495,493	-	623,798,168	-
- Advances for production and business activities, repair, maintenance and outside projects	13,174,184,823	-	14,872,066,909	-
+ <i>Forest tending costs</i>			500,000,000	
+ <i>Management costs of Project Song Bung 3A, Tam Phuc, Lai Chau</i>	3,000,000,000		3,000,000,000	
+ <i>Repair and maintenance costs of Krong H'nan HP-electromechanical part</i>	1,180,000,000		2,800,000,000	
+ <i>Repair costs of construction works KRN</i>	1,300,000,000		1,500,000,000	
+ <i>Costs of purchasing equipment for Khe Dien HP</i>	1,700,000,000		2,000,000,000	
+ <i>Costs of purchasing materials, equipment, repair and maintenance of Khe Dien HP</i>	1,000,000,000		1,472,715,193	
+ <i>Costs of other improvements to KRN HP</i>	700,000,000		400,000,000	
+ <i>Cost of road concrete VHI Khe Dien Hydropower Plant</i>	400,000,000		1,600,000,000	
+ <i>Costs of production and business activities, repairing construction items and other receivables</i>	3,894,184,823		1,599,351,716	
<b>Total</b>	<b>14,825,680,316</b>	<b>-</b>	<b>15,495,865,077</b>	<b>-</b>

b. Long-term	31/12/2018		01/01/2018	
	Amount VND	Provision VND	Amount VND	Provision VND
- Receivables from equitization	-	-	-	-
- Dividends, profit receivable	-	-	-	-
- Receivables from employees	-	-	-	-
- Deposits, collaterals	3,368,516,093	-	2,004,000,000	-
- Lending	-	-	-	-
- Amounts paid on others' behalf	-	-	-	-
- Other receivables	-	-	-	-
<b>Total</b>	<b>3,368,516,093</b>	<b>-</b>	<b>2,004,000,000</b>	<b>-</b>

**5. Inventories**

	31/12/2018		01/01/2018	
	Cost VND	Provision VND	Cost VND	Provision VND
Materials	726,994,113	-	352,154,904	-
Tools, instruments	1,168,394,000	-	1,039,370,000	-
Work in process	464,749,446	-	356,678,994	-
<b>Total</b>	<b>2,360,137,559</b>	<b>-</b>	<b>1,748,203,898</b>	<b>-</b>

**6. Increase, decrease in tangible fixed assets:**

	Buildings, architectures VND	Machinery, equipment VND	Motor vehicles VND	Office equipment VND	Total VND
<b>Cost</b>					
Beginning balance	1,184,055,609,156	334,580,065,801	81,836,738,864	334,112,920	1,600,806,526,741
Newly-purchased	-	-	-	149,690,909	149,690,909
Self-constructed	-	-	-	-	-
Re-classified	-	-	-	-	-
Other decrease	-	-	-	-	-
Sold, disposed	-	-	-	-	-
<b>Ending balance</b>	<b>1,184,055,609,156</b>	<b>334,580,065,801</b>	<b>81,836,738,864</b>	<b>483,803,829</b>	<b>1,600,956,217,650</b>
<b>Depreciation</b>					
Beginning balance	180,063,669,296	157,752,673,444	32,712,633,119	255,685,650	370,784,661,509
Charge for the year	20,688,038,801	15,510,049,182	4,339,026,691	50,285,861	40,587,400,535
Re-classified	-	-	-	-	-
Other decrease	-	-	-	-	-
Sold, disposed	-	-	-	-	-
<b>Ending balance</b>	<b>200,751,708,097</b>	<b>173,262,722,626</b>	<b>37,051,659,810</b>	<b>305,971,511</b>	<b>411,372,062,044</b>
<b>Net book value</b>					
Beginning balance	1,003,991,939,860	176,827,392,357	49,124,105,745	78,427,270	1,230,021,865,232
<b>Ending balance</b>	<b>983,303,901,059</b>	<b>161,317,343,175</b>	<b>44,785,079,054</b>	<b>177,832,318</b>	<b>1,189,584,155,606</b>

- As at 31/12/2018, fixed assets with a carrying value of VND 1,184.7 billion have been mortgaged as collateral for borrowings granted to the Company;
- Cost of fixed assets fully depreciated but still in active use at 31/12/2018 is VND 13.04 billion.
- Cost of fixed assets pending disposal at 31/12/2018:
- Commitments to purchase, sell tangible fixed assets of high value in future.
- Other changes in tangible fixed assets.

- On 29/06/2011, the Finance Department of Da Nang City issued Decision No. 293/QD-STC “Regarding: Approval of the plan for changing useful lives of fixed assets of Song Ba Joint Stock Company - K'rong H'Nang Hydropower Plant”. Accordingly, the useful lives of architecture category and machinery, equipment category change from 30 years to 50 years and from 10 year to 15 years respectively.
- On 14/10/2013, the Ministry of Finance issued Official Letter No. 13633/BTC-TCDN “on depreciation method of fixed assets”. Accordingly, the Ministry of Finance accepts the request of Song Ba Joint Stock Company to keep applying the method of depreciation according to volume to the fixed assets directly participating in the production of electrical energy which the Company registered with the Tax Department of Da Nang City provided that Song Ba Joint Stock Company must ensure sufficient resources to repay investment loans of credit institutions and the depreciation period should not exceed the technical life of the assets.

**7. Increase, decrease in intangible fixed assets**

	Land use rights VND	Computer software VND	Total VND
<b>Cost</b>			
<b>Beginning balance</b>	5,175,261,800	302,800,000	5,478,061,800
Increase in the period	-	-	-
Decrease in the period	-	-	-
<b>Ending balance</b>	<u>5,175,261,800</u>	<u>302,800,000</u>	<u>5,478,061,800</u>
<b>Amortization</b>			
<b>Beginning balance</b>	0	302,800,000	302,800,000
Increase in the period	-	0	-
Decrease in the period	-	-	-
<b>Ending balance</b>	<u>-</u>	<u>302,800,000</u>	<u>302,800,000</u>
<b>Net book value</b>			
Beginning balance	5,175,261,800	0	5,175,261,800
<b>Ending balance</b>	<u>5,175,261,800</u>	<u>0</u>	<u>5,175,261,800</u>

\* Other notes to data and explanation:

- Use right of the land for construction of the Company's Head Office which has been put into use and the useful life is indefinite.

8. Increase, decrease in finance lease assets

	Buildings, architectures VND	Machinery, equipment VND	Motor vehicles VND	Office equipment VND	Total VND
<b>Cost</b>					
Beginning balance					
Finance lease in the year					
Re-purchase of finance lease fixed assets					
Other increase					
Return of finance lease fixed assets					
Sale, disposal					
Other decrease					
<b>Ending balance</b>	-	-	-	-	-
<b>Accumulated depreciation</b>					
Beginning balance					
Charge for the year					
Re-purchase of finance lease fixed assets					
Other increase					
Return of finance lease fixed assets					
Other decrease					
<b>Ending balance</b>	-	-	-	-	-
<b>Net book value</b>					
Beginning balance					
<b>Ending balance</b>	-	-	-	-	-

- \* Additional rentals recorded as expenses in the period
- \* Basis to determine additional rentals:
- \* Terms of lease extension and option to purchase asset

9. Construction in progress

	31/12/2018		01/01/2018	
	Cost VND	Recoverable amount VND	Cost VND	Recoverable amount VND
Construction costs of Krong Hnang 2 Hydropower Plant	3,475,284,736	3,475,284,736	3,475,284,736	3,475,284,736
Construction costs of Song Tranh 1 Hydropower Plant	5,245,930,051	5,245,930,051	5,245,930,051	5,245,930,051
Costs of repair of other construction works	2,159,369,102	2,159,369,102		
<b>Total</b>	<b>10,880,583,889</b>	<b>10,880,583,889</b>	<b>8,721,214,787</b>	<b>8,721,214,787</b>

10. Increase, decrease in investment properties

	Beginning balance VND	Increase in the year VND	Decrease in the year VND	Ending balance VND
<b>Cost</b>				
Land use rights				
Buildings				
Buildings & Land use rights				
Infrastructures				
<b>Accumulated depreciation</b>				
Land use rights				
Buildings				
Buildings & Land use rights				
Infrastructures				
<b>Net book value</b>				
Land use rights				
Buildings				
Buildings & Land use rights				
Infrastructures				

\* Other notes to data and explanation.

**11. Prepaid expenses**

a. Short-term prepaid expenses	31/12/2018 VND	01/01/2018 VND
Costs of tools and instruments allocated		
Repair costs, forest tending costs and others	581,732,127	2,362,804,797
<b>Total</b>	<b>581,732,127</b>	<b>2,362,804,797</b>
<hr/>		
b. Long-term prepaid expenses	31/12/2018 VND	01/01/2018 VND
Costs of tools and instruments to be allocated	584,794,358	543,650,737
Others	13,154,510,060	7,480,126,397
<b>Total</b>	<b>13,739,304,418</b>	<b>8,023,777,134</b>

**12. Short-term, long-term loans**

	31/12/2018 VND	01/01/2018 VND
Current portion of long-term debts and short-term loans	81,246,000,000	67,870,000,000
- Vietcombank - Danang Branch	19,246,000,000	5,870,000,000
- OCB - Trung Viet Branch	62,000,000,000	62,000,000,000
<b>Total</b>	<b>81,246,000,000</b>	<b>67,870,000,000</b>
<hr/>		
	31/12/2018 VND	01/01/2018 VND
Loans with the term of over 1 year	433,488,000,000	514,734,000,000
- Vietcombank - Danang Branch (i)	16,700,000,000	22,100,000,000
- Vietcombank - Danang Branch (ii)	54,788,000,000	68,634,000,000
- OCB - Quang Nam Branch (iii)	362,000,000,000	424,000,000,000
<b>Total</b>	<b>433,488,000,000</b>	<b>514,734,000,000</b>

\* Other notes:

- (i) On 07/02/2013, the Company entered into long-term borrowing contract No. 34/2013/VCB-KHDN with JSC Bank for Foreign Trade of Vietnam – Da Nang Branch. This is a long-term loan with maximum credit amount of VND50,000,000,000. The loan period is 120 months as from the date of withdrawal.
  - The VND loan bears interest at the rate announced by JSC Bank for Foreign Trade of Vietnam – Da Nang Branch and subject to change once a quarter.
  - The loan is to reimburse the capital which the Company invested in Khe Dien Hydropower Plant.
- (ii) On 14/05/2014, the Company entered into long-term borrowing contract No. 162/2014/VCB-KHDN with JSC Bank for Foreign Trade of Vietnam – Da Nang

Branch. This is a long-term loan with maximum credit amount of VND77,650,000,000. The loan period is 120 months as from the date of withdrawal.

- The VND loan bears interest at the rate announced by JSC Bank for Foreign Trade of Vietnam – Da Nang Branch and subject to change once a quarter.
  - The loan is to reimburse the capital which the Company invested in Khe Dien Hydropower Plant.
- (iii) On 26/03/2015, the Company entered into long-term borrowing contract No. 024/2015/HDTD-DN with Orient Commercial Bank – Quang Nam Branch. This loan has maximum credit amount of VND 620,000,000,000 VND. The loan period is 120 months as from the date of withdrawal.
- The loan bears interest at the rate announced by Orient Commercial One Member Limited Liability Bank – Quang Nam Branch and subject to change once a quarter.
  - The loan is to finance the Krong H'ngang Hydropower Plant in Phu Yen and Dak Lak Province.

**13. Taxes and amounts payable to the State Budget**

	31/12/2018 VND	01/01/2018 VND
Value added tax	6,265,231,061	6,982,551,605
Corporate income tax	575,329,504	1,344,752,380
Natural resource tax	4,971,394,421	6,313,515,048
Forest environmental service fee	2,143,721,844	2,750,112,352
<b>Total</b>	<b>13,955,676,830</b>	<b>17,390,931,385</b>

**14. Accrued expenses**

	31/12/2018 VND	01/01/2018 VND
Accrued interest	2,405,312,993	2,557,602,567
- Loan interest of Khe Dien HP (VCB Da Nang Contract 34)	533,178,959	628,550,834
- Loan interest of Khe Dien HP (VCB Da Nang Contract 162)	1,650,240,701	1,679,571,733
- Loan interest of Krong H'ngang HP (OCB Trung Viet)	221,893,333	249,480,000
- Interest on deferred payment		
External project implementation costs		
- Expenses for implementing general map for Song Ba River's lowland	143,541,888	212,859,705
- Survey expenses of Song Bung 3A Investment Project	6,923,920,747	5,553,418,438
- Survey expenses of Tầm phục Investment Project	986,463,535	344,532,264
- Expenses of the Dam Safety Testing and Consulting Ia Grai 2 HP	201,118,677	
- Expenses of installation of water level measament equipment for Dinh Binh HP, Lai Chau HP	556,303,545	
- Other	1,563,514,357	978,678,106
<b>Total</b>	<b>12,780,175,742</b>	<b>9,647,091,080</b>

15. Other short-term payables

	31/12/2018	01/01/2018
	VND	VND
Trade union fees	9,946,834	-
Statutory insurances	-	-
Other payables	7,880,561,585	54,822,824,651
- Dividends payable	7,283,779,257	54,057,198,825
- Other payables	596,782,328	765,625,826
<b>Total</b>	<b>7,890,508,419</b>	<b>54,822,824,651</b>

16. Deferred income tax assets and liabilities

a. Deferred income tax assets

	31/12/2018	01/01/2018
	VND	VND
- Deferred income tax assets related to the deductible temporary difference		
- Deferred income tax assets related to the unused tax losses		
- Deferred income tax assets related to the unused tax		
- Reversal of deferred income tax assets recorded from previous years		
<b>Deferred income tax assets</b>	<b>-</b>	<b>-</b>

b. Deferred income tax liabilities

	31/12/2018	01/01/2018
	VND	VND
- Deferred income tax liabilities arising from temporary taxable differences		
- Reversal of deferred income tax liabilities recorded from previous years		
<b>Deferred income tax liabilities</b>	<b>-</b>	<b>-</b>

17. Owners' equity

a. Statement of changes in owners' equity

Items	Share capital VND	Share premium VND	owner's capital VND	Treasury shares VND	Development fund VND	Undistributed profit after tax VND	Total VND
As at 01/01/2017	604,882,610,000	(95,000,000)	7,260,810,603	(1,588,920,333)	13,916,957,675	64,207,111,775	688,583,569,720
Increase in the year	-	-	-	(930,000)	1,213,466,413	135,909,398,292	137,121,934,705
Decrease in the year	-	-	-	-	-	111,802,464,257	111,802,464,257
As at 31/12/2017	<u>604,882,610,000</u>	<u>(95,000,000)</u>	<u>7,260,810,603</u>	<u>(1,589,850,333)</u>	<u>15,130,424,088</u>	<u>88,314,045,810</u>	<u>713,903,040,168</u>
As at 01/01/2018	604,882,610,000	(95,000,000)	7,260,810,603	(1,589,850,333)	15,130,424,088	88,314,045,810	713,903,040,168
Increase in the period	-	-	-	-	24,151,847,627	96,342,276,088	92,079,571,018
Decrease in the period	-	-	7,260,810,603	(926,572,500)	-	67,161,254,102	74,422,064,705
As at 31/12/2018	<u>604,882,610,000</u>	<u>(95,000,000)</u>	<u>0</u>	<u>(663,277,833)</u>	<u>39,282,271,715</u>	<u>117,495,067,796</u>	<u>760,901,671,678</u>



**b. Share capital**

	<b>31/12/2018</b>	<b>01/01/2018</b>
	<b>VND</b>	<b>VND</b>
Central Power Corporation	236,450,000,000	236,450,000,000
Other shareholders	368,432,610,000	368,432,610,000
<b>Total</b>	<b>604,882,610,000</b>	<b>604,882,610,000</b>

\* Value of bonds converted to shares in the period: none

\* Number of treasury shares: 199,990 shares

**c. Capital transactions with owners and distribution of profits, dividends**

	<b>31/12/2018</b>	<b>01/01/2018</b>
	<b>VND</b>	<b>VND</b>
<b>Share capital</b>		
- Opening balance	604,882,610,000	604,882,610,000
- Increase in the period		
- Decrease in the period		
- Closing balance	604,882,610,000	604,882,610,000
<b>Profit, dividend paid</b>		

**d. Dividends**

	<b>31/12/2018</b>	<b>01/01/2018</b>
	<b>VND</b>	<b>VND</b>
Dividends declared dater the balance sheet date		
- Dividends declared for common shares		
- Dividends declared for preferred shares		
Accumulated dividends of preferred shares not yet recorded		

**e. Shares**

	<b>31/12/2018</b>	<b>01/01/2018</b>
	<b>Shares</b>	<b>Shares</b>
Number of shares authorized to be issued		
Number of issued shares	60,488,261	60,488,261
- Common shares	60,488,261	60,488,261
- Preferred shares	-	-
Number of shares bought back	83,440	199,990
- Common shares	83,440	199,990
- Preferred shares	-	-
Number of outstanding shares	60,404,821	60,288,271
- Common shares	60,404,821	60,288,271
- Preferred shares	-	-
Par value: VND10,000 each		

**f. Funds**

	<b>31/12/2018</b>	<b>01/01/2018</b>
	<b>VND</b>	<b>VND</b>
- Development investment fund	39,282,271,715	15,130,424,088
- Reward fund	3,082,491,087	924,094,701
- Welfare fund	1,146,165,264	471,940,598
- Reward fund for Management Board		
* Purpose for appropriating and using funds of the Company:		
- To enhance the financial autonomy of the company.		
- Minimize risks.		
- Expanding production development capabilities as well as the size of the Company.		
g. Income and expenses, profits or losses are charged directly to the owners' equity in accordance with the specific accounting standards.		

**18. Budget sources**

	<b>Quarter 4</b>	<b>Quarter 4</b>
	<b>Year 2018</b>	<b>Year 2017</b>
	<b>VND</b>	<b>VND</b>
Budget sources granted in the quarter		
Expenditures for non-business activities		
<b>Closing balance</b>	<b>_____</b>	<b>_____</b>

**VI. Supplementary information about items in the income statement**

**1. Revenue from sales and service provision (Code 01)**

	<b>Quarter 4</b>	<b>Quarter 4</b>
	<b>Year 2018</b>	<b>Year 2017</b>
	<b>VND</b>	<b>VND</b>
Total revenue	79,566,533,015	104,188,231,871
+ Revenue from selling electricity	75,128,718,621	101,511,734,908
+ Revenue from rendering services provision	4,437,814,394	2,676,496,963
<b>Total revenue from sales and service provision</b>	<b>79,566,533,015</b>	<b>104,188,231,871</b>

**2. Revenue deductions (Code 02)**

	<b>Quarter 4</b>	<b>Quarter 4</b>
	<b>Year 2018</b>	<b>Year 2017</b>
	<b>VND</b>	<b>VND</b>
- Trade discounts	-	-
- Sales rebates		
- Sales returns		
- Payable VAT (direct method)		
- Special consumption tax		
- Export duty		
<b>Total</b>	<b>_____</b>	<b>_____</b>

**3. Revenue from sales and service provision (Code 10)**

	Quarter 4 Year 2018 VND	Quarter 4 Year 2017 VND
- Revenue from selling electricity	75,128,718,621	101,511,734,908
- Revenue from rendering services provision	4,437,814,394	2,676,496,963
<b>Total</b>	<b>79,566,533,015</b>	<b>104,188,231,871</b>

**4. Cost of goods sold (Code 11)**

	Quarter 4 Year 2018 VND	Quarter 4 Year 2017 VND
Cost of electricity sold	28,634,846,148	40,952,529,684
Cost of services rendered	4,413,688,844	2,477,717,974
<b>Total</b>	<b>33,048,534,992</b>	<b>43,430,247,658</b>

**5. Financial income (Code 21)**

	Quarter 4 Year 2018 VND	Quarter 4 Year 2017 VND
Loan interest, deposit interest	3,674,869	85,271,925
Foreign exchange gains		
<b>Total</b>	<b>3,674,869</b>	<b>85,271,925</b>

**6. Financial expenses (Code 22)**

	Quarter 4 Year 2018 VND	Quarter 4 Year 2017 VND
Loan interest	12,916,966,327	13,741,062,567
Interest on late payment		111,888,888
<b>Total</b>	<b>12,916,966,327</b>	<b>13,852,951,455</b>

**7. Current corporate income tax expense (Code 51)**

	<b>Quarter 4 Year 2018 VND</b>	<b>Quarter 4 Year 2017 VND</b>
<b>Accounting profit before tax</b>	<b>28,989,882,201</b>	<b>40,378,690,719</b>
In which:		
- Profit from operation of Khe Dien HP	(1,034,885,052)	(809,263,454)
- Profit from operation at the Head Office	195,745,454	254,750,407
- Profit from operation of Krong H'nang HP	29,828,970,589	40,935,625,853
- Profit from operation of the Dam Safety Testing and Consulting Center	51,210	(2,422,087)
<b>Increasing adjustments to determine taxable income</b>	<b>61,083,941</b>	<b>152,356,510</b>
- Adjustments for operation at Khe Dien HP		37,967,622
- Adjustments for operation at the Head Office		111,888,888
- Adjustments for operation at KRN HP	61,083,941	
- Adjustments for operation at the Dam Safety Testing and Consulting Center		2,500,000
<b>Decreasing adjustment, offsetting to determine taxable income</b>	<b>-</b>	<b>-</b>
- Adjustments for operation at Khe Dien HP offset against operation of KRN HP	5,009,036,966	4,028,865,695
- Adjustments for operation at the Head Office	(51,210)	(77,913)
- Adjustments for operation at KRN HP offset against operation of Khe Dien HP	(5,009,036,966)	(4,028,865,695)
- Adjustments for operation at the Dam Safety Testing and Consulting Center	51,210	77,913
<b>Total taxable income</b>	<b>29,050,966,142</b>	<b>40,531,047,229</b>
- Khe Dien Hydropower Plant	(6,043,922,018)	(4,838,129,149)
- Head Office	195,796,664	292,795,942
- Krong H'nang Hydropower Plant	34,899,091,496	45,076,380,436
- Dam Safety Testing and Consulting Center	-	-
<b>Corporate income tax rate</b>	<b>20%</b>	<b>20%</b>
<b>Corporate income tax</b>	<b>2,320,284,079</b>	<b>3,598,571,402</b>
- Khe Dien Hydropower Plant	(1,208,784,404)	(967,625,830)
- Head Office	39,159,333	58,559,188
- Krong H'nang Hydropower Plant (tax rate of 10%)	3,489,909,150	4,507,638,044
- Dam Safety Testing and Consulting Center	-	-
<b>Reduced, exempted corporate income tax</b>	<b>1,744,954,575</b>	<b>2,253,819,022</b>
- Khe Dien Hydropower Plant		
- Head Office		
- Krong H'nang Hydropower Plant	1,744,954,575	2,253,819,022
- Dam Safety Testing and Consulting Center	-	-
<b>Current corporate income tax expense</b>	<b>575,329,504</b>	<b>1,344,752,380</b>
- Khe Dien Hydropower Plant	(1,208,784,404)	(967,625,830)
- Head Office	39,159,333	58,559,188
- Krong H'nang Hydropower Plant	1,744,954,575	2,253,819,022
<b>Profit after tax</b>	<b>28,414,552,697</b>	<b>39,033,938,339</b>

**8. Basic earnings per share, diluted earnings per share (Code 70, Code 71)**

a. Basic earnings per share	Quarter 4	Quarter 4	Accumulated for the year	
	Year 2018	Year 2017	Year 2018	Year 2017
	VND	VND	VND	VND
Profit after corporate income tax	28,414,552,697	39,033,938,339	96,342,276,088	135,909,398,292
Adjustments increasing or decreasing profit	-	-	-	-
- Increasing adjustments	-	-	-	-
- Decreasing adjustments	-	-	-	-
Profit attributable to common shareholders	28,414,552,697	39,033,938,339	96,342,276,088	135,909,398,292
Weighted average number of outstanding common shares	60,404,821	60,288,271	60,404,821	60,288,271
<b>Basis earnings per share</b>	<b>470</b>	<b>647</b>	<b>1,595</b>	<b>2,254</b>

b. Diluted earnings per share	Quarter 4	Quarter 4	Accumulated for the year	
	Year 2018	Year 2017	Year 2018	Year 2017
	VND	VND	VND	VND
Profit after corporate income tax	28,414,552,697	39,033,938,339	96,342,276,088	135,909,398,292
Adjustments increasing or decreasing profit	-	-	-	-
- Increasing adjustments	-	-	-	-
- Decreasing adjustments	-	-	-	-
Profit attributable to common shareholders	28,414,552,697	39,033,938,339	96,342,276,088	135,909,398,292
Weighted average number of outstanding common shares	60,404,821	60,288,271	60,404,821	60,288,271
Additional common shares expected to be issued	-	-	-	-
<b>Diluted earnings per share</b>	<b>470</b>	<b>647</b>	<b>1,595</b>	<b>2,254</b>

**9. Production and business expenses by elements**

	Quarter 4	Quarter 4
	Year 2018	Year 2017
	VND	VND
Materials, tools expenses	4,391,791,368	2,148,063,874
Labor costs	6,761,584,676	8,346,287,223
Depreciation expenses	12,279,602,232	19,727,433,641
Outside service expenses, other cash expenses	14,349,589,841	19,793,713,881
<b>Total</b>	<b>37,782,568,117</b>	<b>50,015,498,619</b>

**VII. Supplementary information about items in the statement of cash flows:**

**10. Non-cash transactions affecting the statement of cash flows and amounts held by the Company but not in use**

	Quarter 4 Year 2018 VND	Quarter 4 Year 2017 VND
a. Purchasing assets by receiving directly related debts or via finance lease transaction:	-	-
- Acquiring enterprise through issuing shares;		
- Converting debts into owner's equity;		
b. Acquiring and disposing subsidiaries or other business entities in the reporting period:	-	-
- Total acquisition or disposal value;		
- The acquisition or disposal value paid by cash and cash equivalents;		
- Amounts of cash and cash equivalents actually held by subsidiaries or other business entities which are acquired or disposed;		
- Value of assets (summarized by each category) and liabilities which are not cash and cash equivalents in subsidiaries or other business entities acquired or disposed in the period.		
c. Present amount and reasons why cash and cash equivalents of high value held by the Company are unused due to limitations of laws or other binds which the Company must implement.	-	-

**VIII. Other information**

**1. Contingent liabilities, commitments and other financial information.**

**2. Post balance sheet date events.**

**3. Related party information.**

**a. Related party transactions**

	Quarter 4 Year 2018 VND	Quarter 4 Year 2017 VND
<b>Revenue (sales of electricity)</b>		
Central Power Corporation	8,930,681,903	13,524,179,083
<b>b. Related party balance</b>		
	31/12/2018 VND	01/01/2018 VND
<b>Amount receivable (from sale of electricity )</b>		
Central Power Corporation	6,456,083,315	7,953,161,832

**4. Reporting assets, revenue, business results by segment (business segments or segments by geographical area) in accordance with Accounting Standard No. 28 "Segment reporting".**

**Quarter 4/2018**

Items	Total	In which:	
		Khe Dien Hydropower Plant – Quang Nam Province VND	Krong H'ngang Hydropower Plant – Dak Lak Province VND
1. Net revenue from sales	75,128,718,621	8,942,318,261	66,186,400,360
2. Cost of goods sold	28,634,846,148	6,708,675,105	21,926,171,043
3. Cost of fixed assets	1,593,362,521,138	191,908,064,582	1,401,454,456,556
4. Accumulated depreciation	408,153,987,357	93,725,883,086	314,428,104,271
5. Accounting profit before tax	28,790,270,072	(1,034,885,052)	29,825,155,124
6. Profit after tax	28,254,290,675	173,899,352	28,080,391,323

**Quarter 4/2017**

Items	Total	In which:	
		Khe Dien Hydropower Plant – Quang Nam Province VND	Krong H'ngang Hydropower Plant – Dak Lak Province VND
1. Net revenue from sales	101,511,734,908	13,534,711,333	87,977,023,575
2. Cost of goods sold	40,952,529,684	10,325,322,758	30,627,206,926
3. Cost of fixed assets	1,593,362,521,138	191,908,064,582	1,401,454,456,556
4. Accumulated depreciation	367,816,817,827	87,226,939,002	280,589,878,825
5. Accounting profit before tax	40,126,362,399	(809,263,454)	40,935,625,853
6. Profit after tax	38,840,169,207	158,362,376	38,681,806,831


5. **Comparative figures (changes in information of the financial statements of previous accounting periods)**
6. **Going concern information.**
7. **Other information.**

**Preparer**



**Truong Ngoc Hung**

**Chief Accountant**




**Pham Thai Hung**

**General Director**



*Da Nang, 17 January 2019*



**Pham Phong**